













HOSE OVERVIEW CHART

Hose Size	Hose Reinforcement	Pressure (PSI)												Standard Temp. Range °F	SAE	ISO	EN	Page					
		-4	-5	-6	-8	-10	-12	-16	-20	-24	-32	-40	-48										
AG2		3000		4000	3500	2750	2250	2000									-40/+212	J1942				A-5	
TC3		3000		3000	3000	3000	3000	3000										-40/+257					A-6
HR2C		5000		4000	3500	2750	2250	2000										-40/+212					A-7
HR3C		3000		3000	3000													-40/+250					A-8
HTB		7000		5500	5000	4000	4000	3500										-40/+212					A-9
387ST		3000		3000	3000	3000	3000	3000	3000	3000	3000	3000						-40/+257		18752			A-10
487/TC/ST		4000		4000	4000	4000	4000	4000	4000	4000	4000	4000						-40/+212/ +257		18752			A-11
722/TC/ST				4000	4000	4000	4000	4000										-40/+212/ +257		18752			A-12
787/TC/ST		5000		5000	5000	5000	5000	5000	5000	5000	5000	5000						-40/+212/ +267		18752			A-13
797/TC/ST		6000		6000	6000	6000	6000	6000	6000	6000	6000	6000						-40/+212/ +267		18752			A-14
811								300	250	200	160	100	62					-40/+212	J517 100R4				A-15
811HT								300	250	200	160	100	62					-50/+257	J517 100R4/ J1942				A-16

Hydraulic

A

B

C

D

E

F

G